



Made in Britain  
Since 1952

**GARADOR**  
*The Garage Door People*

# Up & Over Garage Doors and Automatic Operators

**NEW** Choose from 18 standard colours on steel up & over, side-hinged and garage side doors







Steel panel doors	6
Design Range	10
GRP panel doors	14
Timber panel doors	18
Steel and timber garage side doors	24
Steel side-hinged doors	26
Options to personalise your door	28
Automation	32
Accessories	34
Safety and Security	38
User Information / Care / Warranty	42
The Perfect Match	43

Build your door online with the Garador garage door builder:



For more information on Up & Over garage doors and other Garador products please visit [www.garador.co.uk](http://www.garador.co.uk)

Since the company's policy is one of continuous improvement of its products, we reserve the right to make any alterations. Copyright. No part of this brochure may be copied or reproduced without our prior written permission.




### Limited 10 year Warranty

Our Up & Over doors are supplied with a 10 year limited warranty as standard for your peace of mind.



### Safety Assured

Our Up & Over door range has been engineered with your safety in mind and all our doors therefore comply with British Standard BS EN13241.



### Secure Locking Design

We believe that security is paramount in our door design, which is why our Up & Over doors come with a 2-point locking system and secure locking mechanism as standard.



### Expert Engineering

Our garage doors have been expertly engineered to offer reliability and performance, time and again which is why we have been manufacturing garage doors here in the UK for over 60 years.





## Steel panel doors – Precision engineering and colour choice

Garador steel garage doors offer excellent value for money. They are designed to provide you with maximum safety and security whilst ensuring years of reliable, trouble free service. Whatever size of garage opening you have, it is certain we'll have a beautiful steel door to suit your requirements. No matter whether you choose a panelled, ribbed or design door in standard white or one of our eighteen standard colours - a Garador garage door adds beauty and value to your home.

### Secured by Design

The Guardian range includes three door styles, which have been Secured by Design certified. Available with either canopy or retractable gearing, these doors have been designed and tested by the UK police to withstand an attack by a burglar.



### Code for Sustainable Homes

The Garador Guardian range also qualifies for 2 points under the Code for Sustainable Homes, a national standard for use in the construction of new homes which encourages greater sustainability.



## The classical beauty of ribbed doors


Ribbed door designs have a classical appearance and blend in with most homes. Their tough and sturdy precision engineered construction offers maximum durability and timeless kerb appeal. For steel door options, please see pages 28 - 30.




1




2




3




4




5



6






7



8



9

- 1 Carlton -  available as an option
- 2 Horizon -  available as an option
- 3 Salisbury -  available as an option
- 4 Sutton
- 5 Chevron

- 6 Wentwood, Rosewood timber-effect
- 7 Ascot
- 8 Windsor
- 9 Sherwood, Golden Oak timber-effect


 See page 40 for details.

Our Wentwood and Sherwood designs offer the natural appearance of timber whilst retaining all the cost and maintenance advantages of a steel door. The foil-coating provides this by giving the rivet-free door leaf an ultra-fine textured surface with a realistic woodgrain appearance.




## The modern elegance of Georgian panels

Our superb range of Georgian panel style doors will look good on any house type, whether modern or traditional. All have deep, crisp panel profiles, which give them solid and sturdy characteristics combined with an elegant appearance.



10



11



12



13

- 10 Georgian
- 11 Beaumont
- 12 Beaumont with windows
- 13 Cathedral


Our Georgian, Beaumont and Cathedral style doors are also available in a timber-effect finish. This foil coating provides a woodgrain appearance whilst retaining the cost and maintenance advantages of a steel door.



## Design Range doors – A truly modern range of Up & Over doors

The series 100 design range doors are built from four horizontal skins, whilst series 200 doors are built from three vertical skins.

Both series feature a minimalistic door panel and have a wide range of stylish designs available.



100



200



## The wide range of stylish designs

Stainless steel elements on Garador design range doors are manufactured from high grade steel and feature a fine brushed finish. The series 100 and 200 design range doors are also available without stainless steel elements.




101



102



103



104



105



106



107



108



109

On Design Range doors a choice of any standard colour comes free of charge. The new Titan Metallic colour shown below is a structured metallic finish and exclusively available on Design Range doors. Please see page 30 for a choice of the 19 standard RAL colours available.




201



202



203




204



205



207



210



211



212



## GRP panel doors – Low maintenance and long life

If you want a great looking, low maintenance door, GRP is the material for you.

Considering the combination of long life and low maintenance, they are a sound investment for the future, such is their quality of manufacture and inherent strength.

Our GRP doors are made as an infill and then fixed into our rigid box section chassis to provide a very stable door construction that will not twist or warp.

Our Premier GRP doors are provided with a flow-coat to the inside face for a smoother finish and reduced translucency.




## Ultra-smooth surface for unique appearance


The Stamford, Arden and Ashurst designs are finished in tasteful, resilient high white gloss offering a superb surface finish. Further customise this unique appearance by incorporating one of the numerous window options. For GRP door options, please see pages 28 - 31.




1



2




3



4



5



6

- 1 Arden
- 2 Arden with windows
- 3 Ashurst
- 4 Ashurst with windows

- 5 Stamford
- 6 Stamford with imitation window



## The look of timber, the benefit of GRP


These classically proportioned doors will integrate equally well into the architecture of traditional and modern housing. The surface finish of the timber effect GRP doors is not only different by colour, but also by its underlying appearance. Some designs come in close grain which looks like carefully sanded wood, whilst wide grain has a more rustic character.



1



2



3



4



5



6



7



8



9

- 1 Kenmore (medium grain)
- 2 Kenmore with windows
- 3 Hazelbury (medium grain)

- 4 Hazelbury with windows
- 5 Lingfield (close grain)
- 6 Hartfield (wide grain)

- 7 Penshurst (wide grain)
- 8 Swinton (medium grain)
- 9 Derwent (medium grain)



## Timber panel doors – The natural combination of value and beauty

Timber garage doors combine the warmth and beauty of real wood with the very best of Garador garage door engineering.


There is nothing to beat natural materials and no matter whether you choose from the Solid cedar or Elizabethan range – a timber door is a sensible choice. With the right care and attention a Garador timber door will last for years to come.

All Garador timber doors are manufactured with the same high degree of craftsmanship to get the best from this natural material. For example, all cedar rails have chamfered edges and boundary joints creating a neat finish. All doors are supplied untreated and ready for on-site finishing. As an option, we offer a factory colour finish in different stains.




## Solid cedar for timeless appeal


Our tongued and grooved solid cedar garage doors are crafted from the highest quality timber. This traditional method of construction creates a range of classic designs which would enhance the appearance of any home. For timber door options, please see pages 28 - 31.




1



2




3



4




5



6



7



8

- 1 Vertical Cedar
- 2 Horizontal Cedar
- 3 Hampton
- 4 Countryman

- 5 Chevron Cedar
- 6 Barrington
- 7 Kingsbury
- 8 Addlington

Vertical and Horizontal Cedar constructed using 100 mm wide boards, Countryman and Hampton use 138 mm wide boards.

All timber doors are built around a steel subframe providing structural stability and inherent strength. With initial and regular staining, the door will keep its stunning appearance and last a lifetime.



9



10



11


- 9 Ashton
- 10 Rochdale
- 11 Sandhurst

## Traditional value of the Elizabethan range

The Elizabethan range of timber doors combines all the traditional qualities of a natural material with the performance you would expect from a modern garage door. For timber door options, please see pages 28 - 31.



1



2

- 1 Shaftesbury
- 2 Grantham

Constructed from beautifully machined solid cedar and fine exterior quality plywood, the Elizabethan door range offers excellent value for money.



3



4



5



6



7


- 3 Seymour
- 4 Bosworth
- 5 Tudor
- 6 Wolsey
- 7 Hinton




## Steel and timber garage side doors – The ideal match to an Up & Over garage door

To further enhance the appearance of your garage we can now provide a side door to match many of our Up & Over designs. These doors are produced in much the same way as our Up & Over doors, showing the same details and finished in exactly the same colour to provide a perfect match. For garage side door options, please see pages 28 - 31.







1




2



3



4



5



6



7




8



9



10



11

- |   |                       |   |                    |    |                |
|---|-----------------------|---|--------------------|----|----------------|
| 1 | Georgian              | 6 | Half Chevron Left  | 9  | Kingsbury      |
| 2 | Beaumont              | 7 | Half Chevron Right | 10 | Seymour        |
| 3 | Beaumont with windows | 8 | Horizontal Cedar   | 11 | Vertical Cedar |

## Traditional side-hinged doors in steel and timber – Quality craftsmanship and attractive, traditional appeal

Garador's traditional side-hinged doors combine robust and reliable performance with simple personal access. These doors are fitted with a lever handle inside and out, providing easy access at all times. For added security, the option of an outside knob is available. Side-hinged doors come with equal sized leaves, with the right hand leaf leading as standard. 1/3 - 2/3 leaf configurations and/or left hand leading doors are available on request. For side hinged door options, please see pages 28 - 31.



1



2



3



4



5

- 1 Georgian
- 2 Beaumont
- 3 Beaumont with windows
- 4 Cathedral
- 5 Carlton



6



7



8



9



10



11



12



13

- 6 Ashton
- 7 Ashton Chevron
- 8 Chevron Cedar
- 9 Horizontal Cedar
- 10 Seymour

- 11 Tudor
- 12 Vertical Cedar
- 13 Kingsbury

## Choose from the range of options to personalise your door




1




2




3




4



1



2



3



4



5

### Window options for steel panel, side-hinged and garage side doors

- 1 Standard (only for Beaumont design)
- 2 Cross (only for Beaumont design)
- 3 Diamond (only for Beaumont design)
- 4 Salisbury black pane (optional)

Glazings are available in clear or crystal

### Window options for GRP panel doors

- 1 Plain
- 2 Square ledged
- 3 Diamond ledged

Glazings above are available in smoked or semi-translucent

- 4 Semi-translucent (only for Stamford design)
- 5 Black imitation (only for Stamford design)


### Window options for timber panel, side-hinged and garage side doors

- 1 Plain
- 2 Georgian style leading (only for Sandhurst design)
- 3 Diagonal leading (only for Sandhurst design)

Glazings are available in clear or crystal



1



2



3



1



2



3



4

**Diecast handle options for  
steel panel doors**

---

- 1 Brass effect
- 2 Chrome effect
- 3 White
- 4 Brushed steel effect\*

\* Supplied as standard on Design range doors



1



2




3


**Diecast handle options for  
GRP and timber panel doors**

---

- 1 Brass effect
- 2 Chrome effect
- 3 White



1



2



3

**Lever handle options for  
steel and timber side-hinged and garage side doors**

---

- 1 Gold effect
- 2 Chrome effect
- 3 White



**Outside knob for  
steel and timber side-hinged and garage side doors**

---

Black synthetic material

## Choose from our range of colour and door finishes to personalise your door



### Colour options and surface finishes for steel panel, side-hinged and garage side doors

- 1 Traffic White (based on RAL 9016)
- 2 Moss Green (based on RAL 6005)
- 3 Ruby Red (based on RAL 3003)
- 4 Signal Blue (based on RAL 5005)
- 5 Jet Black (based on RAL 9005)
- 6 Terra Brown (based on RAL 8028)
- 7 Steel Blue (based on RAL 5011)
- 8 Light Ivory (based on RAL 1015)
- 9 Pigeon Blue (based on RAL 5014)
- 10 Fir Green (based on RAL 6009)
- 11 Anthracite Grey (based on RAL 7016)
- 12 Stone Grey (based on RAL 7030)
- 13 Light Grey (based on RAL 7035)
- 14 Clay Brown (based on RAL 8003)
- 15 Window Grey (based on RAL 7040)
- 16 Pastel Green (based on RAL 6019)
- 17 Golden Oak (solid)
- 18 Rosewood (solid)



### Exclusive Colour Option for Design Range steel panel garage doors

- 1 Titan Metallic (CH 703)



1




2


**Timber-effect surface finishes for steel panel garage doors**

---

- 1 Foil-coated timber-effect Rosewood
- 2 Foil-coated timber-effect Golden Oak



1



2




3




4



5



6



7



8



9

**Colour finishes for GRP panel doors**

---

- 1 Ebony
- 2 Rosewood
- 3 Matt White
- 4 Honey
- 5 Cherry Oak
- 6 Golden Brown
- 7 Light Oak
- 8 Dark Oak
- 9 Golden Oak




1



2



3



4



5



6

**Fully finished stain for timber panel, side-hinged and garage side doors**

---

- 1 Light Oak
- 2 Antique Oak
- 3 Mahogany
- 4 Walnut
- 5 Chestnut
- 6 Ebony

Printed colour samples are as accurate as printing techniques allow.





## Automation – Arrive home safely, securely ... and in style

It's not anyone's idea of fun to battle the elements on a dark, stormy winter's night, grappling with the keys to open your garage door. Imagine arriving home and at the simple touch of a button, driving straight into your garage without having to leave the comfort of your car. Our range of GaraMatic electric door operators can bring you this convenience at a surprisingly low cost. Choosing to fit one of our operators won't change your life, but it will make it just a little bit more comfortable.

GaraMatic operators and Garador garage doors are a tried and tested combination, perfectly matched and prepared for easy installation. For your safety all GaraMatic operators comply with the latest European standards (BS 13241) including automatic reversal and self-monitoring closing forces. Security is provided by the integral anti-burglar device preventing the door from forced unauthorized entry.

With the latest range of ultra-secure bi-directional hand transmitters using 128 bit encryption, you can also check the door position via the transmitter when you are not in sight of the door.



All Garador operators  
come with a comprehensive  
5 year warranty

## Two operator variants – Reliable, safe and maintenance-free

**GaraMatic 20** (Peak force 1000 N)  
**GaraMatic 10** (Peak force 800 N)



- Bi-directional radio technology is secure and ensures no one can copy your signal
- 50% faster than other operators with a maximum opening speed of 22cm a second
- Automatic locking preventing forced entry
- Automatic safety reversal
- Remote status query feature indicates whether your garage door is open or closed
- Bisecur technology provides a more reliable signal that can be used over longer distances
- Adjustable soft start and soft stop
- Self closing timer option (light beam device required)
- Half open function for ventilation
- Light beam device included as standard with GaraMatic 20



**BS 13241 Compliant**  
The combination of Garador garage doors with GaraMatic operators complies with the latest European safety standards.



Two hand transmitters as standard

**GaraMatic 9** (Peak force 750 N)



- Fast opening with a maximum speed of 14cm per second
- Automatic locking preventing forced entry
- Integral light
- Soft start and soft stop
- Equipped with status query technology to indicate whether your garage door is open or closed
- Simple to operate



**BS 13241 Compliant**  
The combination of Garador garage doors with GaraMatic operators complies with the latest European safety standards.



Two hand transmitters as standard

## Mobile radio accessories



### 5 button Bi-directional hand transmitter

---

4 Control buttons, plus a status function. Available in matt black texture, high-gloss black or white.

The 5 button hand transmitter comes with a remote status query feature so you can check whether your garage door is closed at the press of a button.



NEW

### 2 button Bi-directional hand transmitter

---

Features 2 control buttons and an eyelet for a key ring. Available in high-gloss black or white, green, red, carbon fibre, aluminium and wood effect.



NEW

NEW

### 4 button Bi-directional hand transmitter

---

4 Control Buttons. Available in matt black texture with chrome or black end caps.

Features 4 control buttons and an eyelet for a key ring. The 4 button hand transmitter can be programmed to open up to four garage doors.



### 1 or 4 button Bi-directional hand transmitter

---

1 or 4 Control Buttons. Available in high-gloss black.

The 1 button hand transmitter combines convenience and style with the simplicity of a single button to operate your garage door.

The 4 button hand transmitter can be programmed to open up to four garage doors.



### Hand transmitter station

---

Available in high-gloss black and white.

The hand transmitter station provides a handy and stable solution for storing your 5 button, 4 button or 1 button remote hand transmitter when it is not in use.

## Stationary radio accessories



### Designer 2-channel transmitter

Aluminium look (fig. left)

Bright chrome-plated (fig. right)

2 control button functions.  
Also usable as a key ring.


This transmitter offers a modern, stylish look and works well as a key ring so it is easy to reach when you are in the car or on the go.



### 4 Button Bisecur Keyring Transmitter

4 button functions,  
with button lock-out,  
incl. key ring

The 4 button keyring transmitter features bisecur technology for additional security.



### Transmitter for cigarette lighter

1-channel (fig. left)

2-channel (fig. right)

One or two key functions.  
For insertion into Car cigarette lighter.

In car transmitter plugs directly into your car cigarette lighter and can be programmed to open up to two garage doors.



### Wireless code switch

With Slide Lid (fig. left)

For 10 functions.  
With illuminated buttons.

Designed to conveniently open your garage door when a 4-10 digit security code is entered. All buttons are illuminated for ease of use, perfect for accessing your garage on those dark winter nights. The Wireless code switch with Slide Lid protect the key pad from the elements. Up to 10 security codes maximum.



### Wireless finger scanner

For 2 functions  
and up to 12 fingerprints.

Operate your garage door with the Garador wireless finger scanner, a highly secure device capable of reading a person's fingerprint and then enabling access to the garage(s).




#### Wireless wall console

---

For 2 operators,  
or operator functions.

Wireless wall console allows the operation of the door from a fixed location without the need for wires. Ideal where cabling could be a problem.




#### Wired wall console

---

For 3 functions.  
With illuminated button.

Along with a large illuminated button for conveniently opening the door, the Wall console has two additional buttons. These can be used to control the operator light and completely switch off the radio-control system for the operator, e.g. while you are away on holiday.

Only for GaraMatic 10 and 20.




#### Push Buttons

---

Single function.  
Available with or without  
illuminated button.

Conveniently open and close the garage door at the push of a button.



#### Key switch

---

In recessed and  
surface-mounted versions.

Key switches allow you to activate your automatic operator at the turn of a key.

They are suitable for recessing into masonry or face-fixed mounting to your garage wall.



#### Light beam device

---

One-way photocell system.

The light beam device provides additional peace of mind, as when the door is closing, should the light beam be interrupted, the operator will stop the door immediately and raise it, allowing any obstruction to be removed.

## Highest level of safety and security

Choosing an operating mechanism that is suitable for your garage is as important as choosing the right door panel. This section explains the difference between the two types of Up & Over mechanisms: canopy and retractable. If you need more information, our technical services department are always happy to help.

---

### Canopy door



A canopy door requires less space for opening, but one-third of the door protrudes from the garage while open.

Only single door version available.

An optional 4 point locking kit is available. It comprises steel locking bar rods and slam-shut latches to increase the number of locking points.



**BS 13241 Compliant**

All Garador garage doors comply with the latest European safety standards.

---

### Retractable door



A retractable door opens along horizontal tracks inside the garage and travels back into the garage space when opened.

Retractable mechanisms are ideally suited to automatic operation.

Single or double door version available.

An optional 4 point locking kit is available. It comprising steel locking bar rods and slam-shut latches to increase the number of locking points.




**BS 13241 Compliant**

All Garador garage doors comply with the latest European safety standards.



1



2




3




4

- 1 Secure 2-point locking preventing unauthorized entry.
- 2 Zinc-coated torsion spring for durability and a clean, finished look.
- 3 Cast alloy cable drum.
- 4 Anti-drop device to prevent the door from crashing down in the event of a spring or cable failure.



1



2



3



4

- 1 Secure locking to prevent from forced entry.
- 2 Multiple spring cassette and pivot arm cover providing trap protection to reduce the risk of injuries.
- 3 Secure parking position to prevent the door from uncontrolled closing.
- 4 Optional Retractable Plus offers specially designed lifting arms including bottom spring brackets for narrow openings which allow for maximum use of the clear passage.


## SBD – Even greater security for your home

The new Guardian range has been engineered to offer even greater security. We offer three styles: Horizon, Carlton and now Salisbury. Available with canopy or retractable gearing options and in any one of seven standard colours. We also offer a range of FrontGuard front entrance doors, which are Secured by Design (SBD) accredited to complete the package. This also qualifies for 2 points under the Code for Sustainable Homes, a national standard for use in the construction of new homes which encourages greater sustainability.



### Steel Frame as Standard

All SBD doors come supplied with a galvanised steel frame as standard, which is quick and easy to fit and provides added structural strength and stability to the door and the opening.




### Lock Body Protection and Anti-Snap Cylinder

A reinforcing plate has been added to the lock body to prevent attacks against the locking mechanism.



### High Security Bracing

There are now at least eight door braces rather than two at the back of the door for extra protection.



### Improved Lock Security

Additional steel plates have been added to the base corners of the door to protect the bottom locking system.




## Design and Convenience in Use



Our side hinged and garage side doors come in a variety of designs to match our most popular steel and timber garage doors. They provide a convenient and easy to access solution for your home.

---

### Garage side door



A personnel door offers quick and easy access to your garage, especially useful on detached garages where the Up & Over door is the only other way into the garage.





- 1 Shootbolts on the top and bottom secure the fixed leaf.
- 2 Centre style on side-hinged doors helps prevent forced entry to the locking system. In addition, the integral sound-absorbing seal reduces noise when closing the door.

---

### Side-hinged door



Built onto its own steel frame these door open out providing clear and unrestricted space within the garage.



- 1 Weatherstrips around 3 sides of the door help prevent draughts.
- 2 Steel hinges are securely fixed to the frame and door leaf, ensuring reliable function.

## User Information – Care of your garage door

A Garador garage door needs only a minimum level of preparation and maintenance to give years of trouble-free service. Below is a guide on how to get the best from your garage door. For further details please contact us on 01935 443 722, or through our website on [www.garador.co.uk](http://www.garador.co.uk).

### Operation

- For opening the door in manual operation use only the outside handle or inside handle. Never use the pull rope during the opening cycle of the door.
- For closing the door from the outside – the pull rope fixed to the internal handle is only designed to pull the door towards you whilst standing within the entrance of the garage until the door can be pushed down by hand, then using the external handle for final closing.
- For closing the door from the inside – the pull rope already mentioned is designed to be pulled away from you, when facing the front entrance of the garage, until the internal handle is able to be reached, by hand, and used for final closing. The pull rope is not designed to be used for any other part of the operating cycle, or any other purpose. Failure to comply with the above instructions may result in injury to persons or property.
- When the door is operated from either outside or inside, check the area through which the door will travel is clear from people and objects. Failure to do so may result in injury to persons or property.
- When closing, ensure the latches engage properly.
- If the door is power-operated always try to ensure you match the door with a Garador electric operator to ensure full compliance with the Machinery Directive. If another make must be used always consider any compatibility/compliance issues.

### Maintenance

- If in doubt about any of these maintenance procedures below always consult a Garador specialist. Garador Ltd. has a nationwide network of recommended installers who will be able to offer you a regular maintenance service on your garage door. Please call Garador or refer to the Garador website for further details of your nearest Installer.
- Immediately after the door is fitted and after every 5,000 operations of the door, or at least once a year, oil all pivot points, check screws and clamped connections for tightness, keep the running tracks clean (do not grease them), check parts and replace any worn components where necessary.

- The springs should be replaced after approx. 25,000 operations by an experienced door fitter (see fitting and operation instructions).
- Do not oil the lock cylinder; if it is sticking, only lubricate with graphite dust.
- For canopy doors only, check the cable every 6 months with normal usage (8 operations per day). Have the cables replaced by an expert if any wear is found.

### Cleaning

- The door and frame if applicable, should be washed with a mild soap-based solution on a regular basis to prevent the build up of dirt, salts and other corrosive substances and help maintain the aesthetic appearance of the product.
- If the door is installed in a seafront location, the door panel and frame should be cleaned in this way at least every two months.
- We also suggest that all other components be brushed down on a regular basis to prevent the build up of dirt and dust etc.

### Locking

- If the key is turned completely, the door is then locked or unlocked; when unlocked it is then possible to open and close the door by turning the handle.
- If the key is turned 1/4 of the way, the door opened and then the key returned to its start position, the door will re-lock when closed.
- By moving the internal locking "snib", it is possible to lock and unlock the door from the inside without using the key.

### Finish – Steel Doors

The coating process applied to the door and chassis is environmentally friendly. Minor scratches or marks are not covered under the conditions of our warranty and should be repaired immediately to prevent corrosion and deterioration of the panel. Corrosive substances such as acids, alkalines, and salts, etc. Substances should be cleaned from the door immediately; failure to do so will result in deterioration of the finish, which will not be covered under our warranty. Should deterioration of the finish start to occur you will need to repaint your door immediately. Prepare the surface lightly with wet and dry. Then treat with solvent based 2 pack epoxy wash primer and a normal commercial paint (cellulose paint must not be used).

### Finish – Timber Doors

Timber doors are supplied poly-wrapped and the timber panels coated with a neutralising base-stain. Doors must be stored upright, under cover, with wrapping intact, until wrapping is removed. As soon as the door is unwrapped, one coat of a good quality basecoat primer must be applied to both sides of the door. Immediately after installation, your timber doors require a further two coats of a good quality exterior wood finish on both sides. Initial application and periodic treatment should be carried out strictly in accordance with the woodstain manufacturer's instructions. Failure to follow these instructions will result in early deterioration of the timber panel.

### Finish – GRP Doors

GRP door panels should be periodically washed down using soapy water. This should be done more frequently if fitted near the sea. Bird droppings will bleach the finish on GRP, and should be removed using soapy water as soon as possible. GRP doors should not be painted over.

### Paint Finish – Steel Doors

Garador steel doors are a finished product. They do not require re-painting on site. They are however not immune to damage, which can occur at any stage of the handling of the product from factory to site. Minor surface damage can easily be repaired using touch up sprays or sticks without invalidating warranties. For extra peace of mind, order your steel door poly-wrapped at the factory to help prevent damage from occurring prior to installation.




### Garage Door Warranty Period

The purchaser is granted a warranty covering the safe and reliable function of the Garador garage door for a period of 10 years from the date of purchase. The warranty period for replacement parts is 6 months or to the end of the current warranty period, whichever is longer. In the case of foil-coated timber-effect doors, a warranty of 5 years is granted, for timber and GRP doors a warranty of 2 years is granted on the door panels alone under the terms and conditions specified herein. The door mechanism and steel frame (if applicable) is covered by the 10 year warranty period.

## Choose from the full range of Garador garage doors and entrance doors

All Garador garage doors have been developed with reliability, safety and security in mind. We offer an extensive choice of up & over, side hinged, sectional and roller garage doors, each engineered with a different design so you are sure to find the right solution for your home. To find the right garage door for your home, please ask for the full Garador brochure range.

We also offer a great selection of secure and thermally efficient entrance doors. Ask for a FrontGuard brochure for further information.



# GARADOR

*The Garage Door People*

Bunford Lane, Yeovil, Somerset, BA20 2EJ

Tel: (01935) 443722 Fax: (01935) 443744

[www.garador.co.uk](http://www.garador.co.uk)



Garador is the UK's leading manufacturer of garage doors and operators, with an ultra-modern production facility located in Somerset. We use German engineering expertise to produce highly sophisticated doors and operators. By purchasing a Garador product you can be assured of the highest level of quality, safety and security. With a nationwide network of stockists, installers and service technicians we are an ideal partner for your project.