

UPVC BIFOLD DOOR SURVEY SHEET

Job No:	Customer:	Date:	RAD No:
Location			

Opening Details

Frame size	Width mm	X	Height mm
Brick To Brick	Width mm	X	Height mm
Opening In	<input type="checkbox"/>	Opening Out	<input type="checkbox"/>
Hung left	<input type="checkbox"/>	Hung Right	<input type="checkbox"/>
Cill Size	95mm <input type="checkbox"/>	150mm <input type="checkbox"/>	180mm <input type="checkbox"/> 225mm <input type="checkbox"/>
Add-on Size	Top <input type="checkbox"/>	Left <input type="checkbox"/>	Right <input type="checkbox"/> Bottom <input type="checkbox"/>

Design

See Overleaf For Style Numbers

No. Panes	<input type="text"/>	Style No.	<input type="text"/>	Example: style 642 = 6 (total no. of doors) 4(dors folding left) 2(doors folding right)
-----------	----------------------	-----------	----------------------	---

Colour	White <input type="checkbox"/>	Rosewood <input type="checkbox"/>	G/Oak <input type="checkbox"/>	Irish Oak <input type="checkbox"/>	Smooth <input type="checkbox"/>
	Black <input type="checkbox"/>	Grey 7016 <input type="checkbox"/>	Grey 7039 <input type="checkbox"/>	On White <input type="checkbox"/>	Grained <input type="checkbox"/>

Design

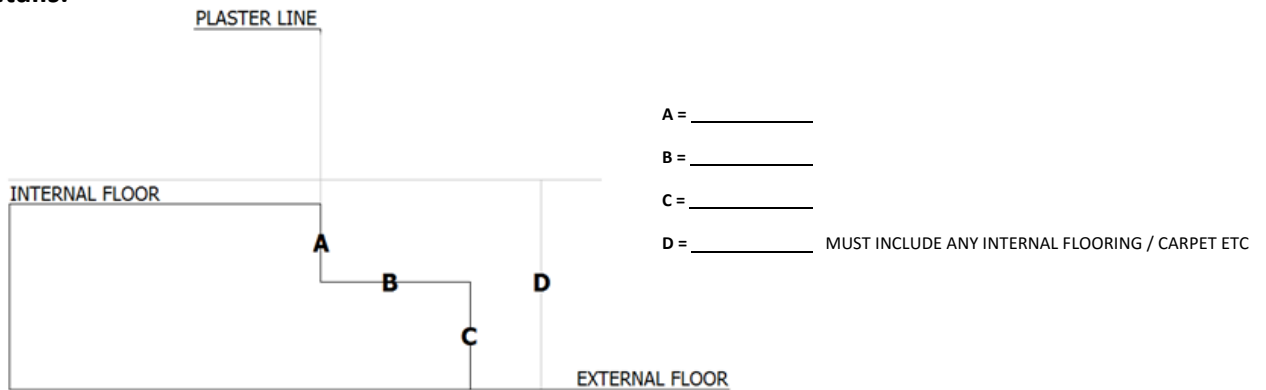
Camden Threshold	65mm <input type="checkbox"/>	30mm single ramp <input type="checkbox"/>	30mm Double ramp <input type="checkbox"/>
------------------	-------------------------------	---	---

Must Have Alternative Drainage

Single Ramp Wheelchair Access
Must Have Alternative Drainage

Double Ramp Wheelchair Access

Threshold Details:



Hardware Details























Hinge colour	White <input type="checkbox"/>	Black <input type="checkbox"/>	Chrome <input type="checkbox"/>	Champagne <input type="checkbox"/>	Satin silver <input type="checkbox"/>	Silver Grey <input type="checkbox"/>
Handle Colour	White <input type="checkbox"/>	Black <input type="checkbox"/>	Gold <input type="checkbox"/>	Chrome <input type="checkbox"/>		
D -Handle Colour	White <input type="checkbox"/>	Black <input type="checkbox"/>	Gold <input type="checkbox"/>	Chrome <input type="checkbox"/>		
Trickle Vent	Sash <input type="checkbox"/>	Frame <input type="checkbox"/>	Quantity <input type="text"/>	Size <input type="text"/>		

Glass Detail

Glazing Type	<input checked="" type="checkbox"/> double	<input type="checkbox"/>	<input type="checkbox"/> Triple	<input type="checkbox"/>	<input type="checkbox"/> Toughened	<input type="checkbox"/>	<input type="checkbox"/> Laminated	<input type="checkbox"/>								
Hard coat	<input type="checkbox"/>	<input type="checkbox"/> Soft coat	<input type="checkbox"/>	<input type="checkbox"/> Other												
Spacer Bar Colour				<input type="checkbox"/> Gas Filled	<input type="checkbox"/>	<input type="checkbox"/> Tint	<input type="checkbox"/> Bronze	<input type="checkbox"/>	<input type="checkbox"/> Grey	<input type="checkbox"/>	<input type="checkbox"/> Blue	<input type="checkbox"/>	<input type="checkbox"/> Other	<input type="checkbox"/>		
Georgian bar	<input type="checkbox"/> 9mm	<input type="checkbox"/>	<input type="checkbox"/> 18mm	<input type="checkbox"/>	<input type="checkbox"/> 25mm	<input type="checkbox"/>	<input type="checkbox"/> Anti rattle	<input type="checkbox"/>	<input type="checkbox"/> Gold	<input type="checkbox"/>						
Leading Style	<input type="checkbox"/> Diamond	<input type="checkbox"/>	<input type="checkbox"/> Georgian	<input type="checkbox"/>	<input type="checkbox"/> Type	<input type="checkbox"/> Oval	<input type="checkbox"/>	<input type="checkbox"/> Flat	<input type="checkbox"/>	<input type="checkbox"/> Size	<input type="checkbox"/> 6mm	<input type="checkbox"/>	<input type="checkbox"/> 9mm	<input type="checkbox"/>	<input type="checkbox"/> 12mm	<input type="checkbox"/>
Colour	<input type="checkbox"/> Natural	<input type="checkbox"/>	<input type="checkbox"/> Antique	<input type="checkbox"/>	<input type="checkbox"/> Black											

Door style

All images Shown Open out

	<input type="checkbox"/> Style 220	<input type="checkbox"/>		<input type="checkbox"/> Style 202	<input type="checkbox"/>
	<input type="checkbox"/> Style 330	<input type="checkbox"/>		<input type="checkbox"/> Style 303	<input type="checkbox"/>
	<input type="checkbox"/> Style 321	<input type="checkbox"/>		<input type="checkbox"/> Style 312	<input type="checkbox"/>
	<input type="checkbox"/> Style 440	<input type="checkbox"/>		<input type="checkbox"/> Style 404	<input type="checkbox"/>
	<input type="checkbox"/> Style 431	<input type="checkbox"/>		<input type="checkbox"/> Style 413	<input type="checkbox"/>
	<input type="checkbox"/> Style 550	<input type="checkbox"/>		<input type="checkbox"/> Style 505	<input type="checkbox"/>
	<input type="checkbox"/> Style 532	<input type="checkbox"/>		<input type="checkbox"/> Style 523	<input type="checkbox"/>
	<input type="checkbox"/> Style 541	<input type="checkbox"/>		<input type="checkbox"/> Style 514	<input type="checkbox"/>
	<input type="checkbox"/> Style 660	<input type="checkbox"/>		<input type="checkbox"/> Style 606	<input type="checkbox"/>
	<input type="checkbox"/> Style 651	<input type="checkbox"/>		<input type="checkbox"/> Style 615	<input type="checkbox"/>
	<input type="checkbox"/> Style 633L	<input type="checkbox"/>		<input type="checkbox"/> Style 633R	<input type="checkbox"/>

Notes:

Notes: